

MODEL 3000 & MODEL 3001

WITH **BLUETOOTH LE®** OPTION



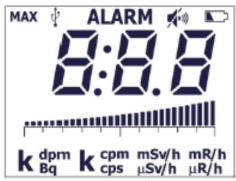
The NEW Model 3000 & 3001 series instruments are versatile, lightweight, & ergonomically-designed for use with external detectors for alpha, beta, and/or gamma radiation survey.

STANDARD FEATURES INCLUDE:

- ✓ Auto Ranging
- ✓ USB Port
- ✓ All Digital Calibration
- ✓ Rate, MAX, Count Modes
- ✓ 4 Button Intuitive Interface
- ✓ Splash-Resistant Construction
- ✓ Operate on 4 ea. "AA" batteries

OPTIONS INCLUDE:

- Bluetooth LE®
- Lumatic Datalogging Kit
- Lumatic Calibration Kit
- Model 3000-series Data logging Handle



Large Backlit Digital Display



4 Detector Settings

EMERGENCY

RESPONSE KITS:

Model 3001-2RK2 includes:

- 3001 Meter calibrated to
- 44-9 Pancake GM Detector
- 44-2 Gamma Scintillation Detector
- Check Source, Cable, & Carry Case

Model 3001-3RK2 Includes:

- Same as above plus 133-6 High range GM detector

Fully Compatible with these **FREE Apps** available for **iOs & Android**

"LUMIC LINKER" App

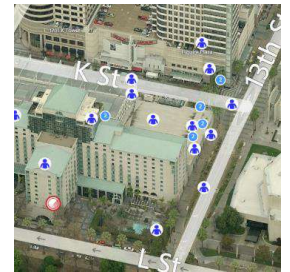
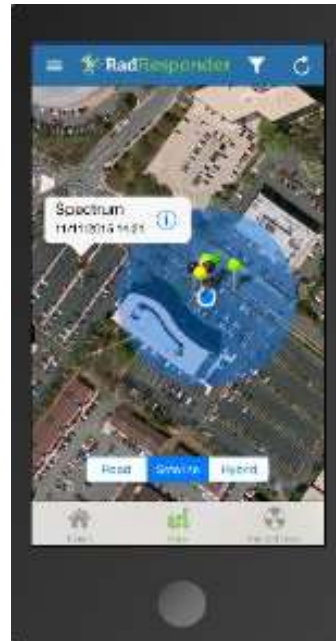
App sends all data directly to RadResponder Network

By **LUDLUM Measurements, Inc.**

RadResponder App

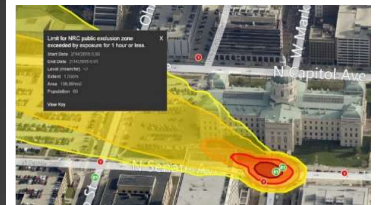
Network is product of US FEMA, DOE/NSA, & EPA

"The National Standard"




Responder Tracking

Track responders in the field that are using the mobile applications



RadResponder Shared Event Space with modeling & data



Atlantic Nuclear Corporation

100 Weymouth St. • Unit E1 • Rockland, MA 02370 • 800-878-9118 • www.atnuke.com